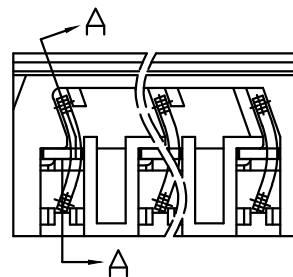
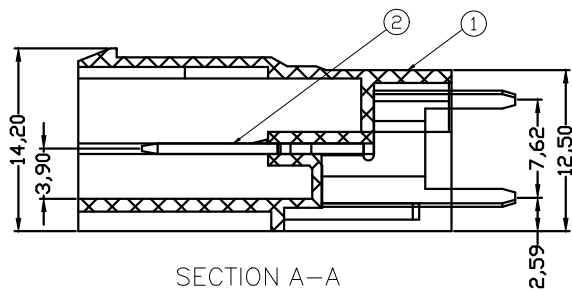
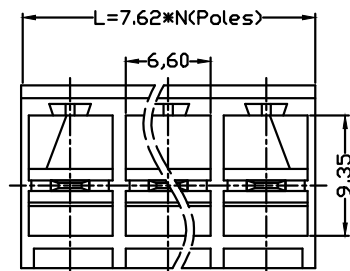


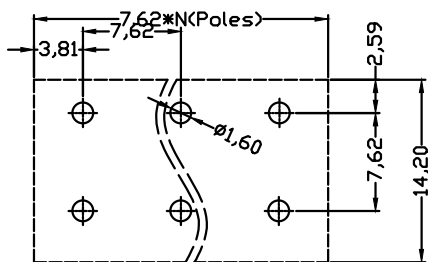
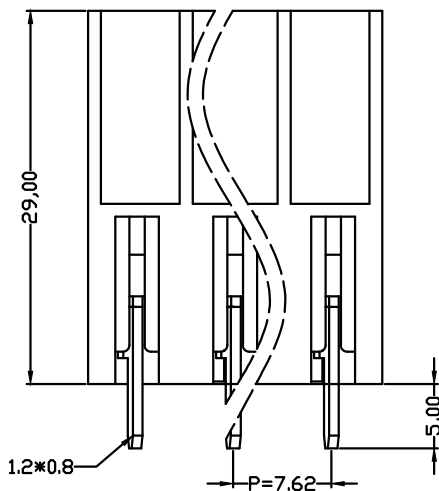
未注线性尺寸公差 Liner dimension tolerances

0~6	6~10	>10~30	>30~60	>60~100	>100~160	>160
±0.2	±0.3	±0.5	±0.7	±1.0	±1.3	±1.6

REV	DESCRIPTION	DRW.	DATE
A	RELEASE		



SECTION A-A



PCB layout

UL 技术参数				
UL Technical Data				
等级	Use Group	B	C	D
额定电压	Rated Voltage [V]	300	300	/
额定电流	Rated Current [A]	30	30	/
耐电压	Withstanding Voltage [V]	AC 2500V/1Min		
IEC 技术参数				
IEC Technical Data				
过压类别	Overvoltage Category	III	III	II
污染等级	Contamination Class	3	2	2
额定电压	Rated Voltage [V]	320	400	630
额定电流	Rated Current [A]	32	32	32
冲击电压	Rate Impulse Voltage [KV]	4	4	4
一般参数 Other Data				
线径范围	Wire Range [AWG/mm ²]	/		
剥线长度	Stripping length [mm]	/		
位数范围	Poles	02~20P		
工作温度	Operating temperature [°C]	-40 ~ +105		
螺钉/扭力	Screw / Torque / lbf.in	/		
环保要求	RoHS Compliant	YES		

2	Pin Header	BRASS	SN Plated
1	Housing	PA66	UL94-V0
ITEM	NAME	MATERIAL	NOTES

TYPE CUSTOMER DRAWING 客户图档		PROJECTION			
DRFT	刘秀海	DATE	2026.03.15	UNITS:	MM
CHKD	曾裕辉	DATE	2026.03.15	SCALE:	1:1
APPD	陈柏林	DATE	2026.03.15	SHEET	1 OF 1

 赋安连电气 FORANY ELECTRIC	
TITLE PL6S-XX-7.62-00V	
DWG NO.	