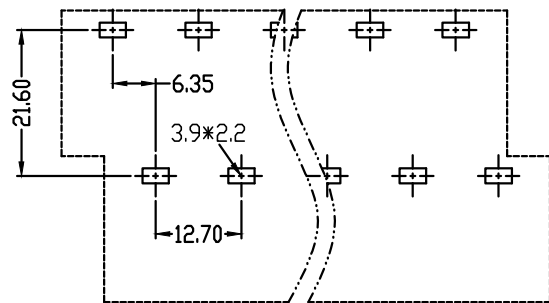
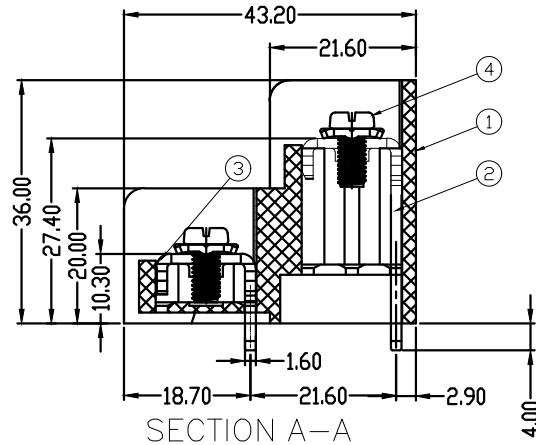
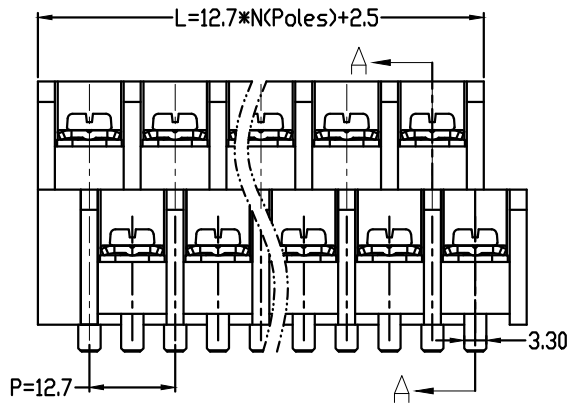
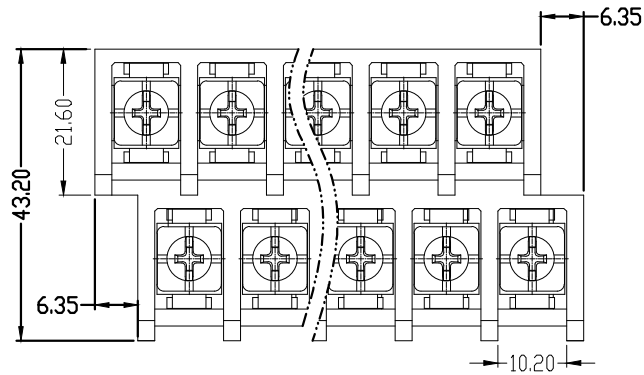


未注线性尺寸公差 Linear dimension tolerances

0~6	6~10	>10~30	>30~60	>60~100	>100~160	>160
±0.2	±0.3	±0.5	±0.7	±1.0	±1.3	±1.6



PCB LAYOUT

REV	DESCRIPTION	DRW.	DATE
A	RELEASE		

UL 技术参数				
UL Technical Data				
等级	Use Group	B	C	D
额定电压	Rated Voltage [V]	600	600	600
额定电流	Rated Current [A]	57	57	5
耐电压	Withstanding Voltage [V]	AC 3000V/1Min		
IEC 技术参数				
IEC Technical Data				
过压类别	Overvoltage Category	III	III	II
污染等级	Contamination Class	3	2	2
额定电压	Rated Voltage [V]	630	800	800
额定电流	Rated Current [A]	57	57	57
冲击电压	Rate Impulse Voltage [KV]	6	6	6
一般参数 Other Data				
线径范围	Wire Range [AWG/mm ²]	18~8/1.0~10.0		
剥线长度	Stripping length [mm]	12~14		
位数范围	Poles	2P~12P		
工作温度	Operating temperature [°C]	-40 ~ +105		
螺钉/扭力	Screw / Torque / lbf.in	M4/13		
环保要求	RoHS Compliant	YES		

4	Screw	STEEL	Ni Plated
3	Pin header2	BRASS	SN Plated
2	Pin header1	BRASS	SN Plated
1	Housing	PBT+GF30%(UL94,V-0)	UL94-V0
ITEM	NAME	MATERIAL	NOTES

TYPE	CUSTOMER DRAWING 客户图档	PROJECTION		 赋安连电气 FORANY ELECTRIC	
DRFT	刘秀海	DATE	2026.03.15		TITLE
CHKD	曾裕辉	DATE	2026.03.15	SCALE:	1:1
APPD	陈柏林	DATE	2026.03.15	SHEET 1 OF 1	DWG NO.
				BA8-XX-12.7-06	