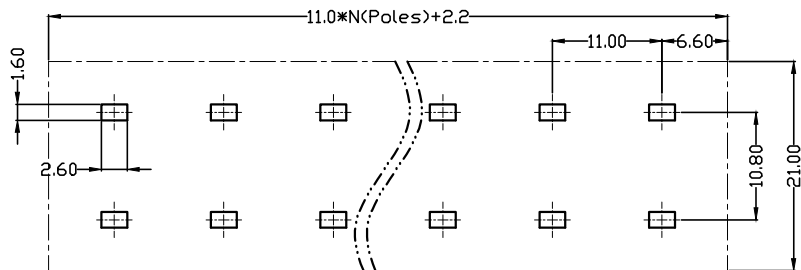
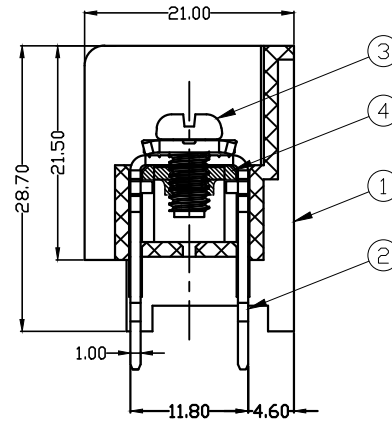
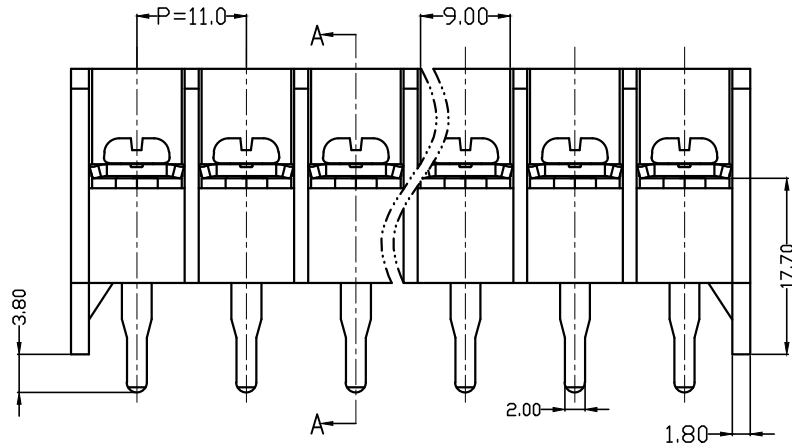
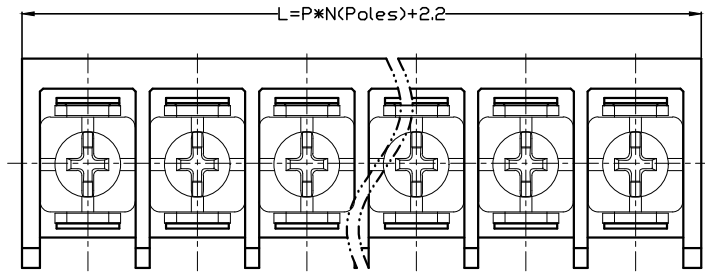


未注线性尺寸公差 Liner dimension tolerances

0~6	6~10	>10~30	>30~60	>60~100	>100~160	>160
±0.2	±0.3	±0.5	±0.7	±1.0	±1.3	±1.6



PCB Layout

REV	DESCRIPTION	DRW.	DATE
A	RELEASE		

UL 技术参数
UL Technical Data

等级	Use Group	B	C	D
额定电压	Rated Voltage [V]	300	300	300
额定电流	Rated Current [A]	40	40	10
耐电压	Withstanding Voltage [V]	AC 2500V/1Min		
IEC 技术参数 IEC Technical Data				
过压类别	Overvoltage Category	III	III	II
污染等级	Contamination Class	3	2	2
额定电压	Rated Voltage [V]	630	800	800
额定电流	Rated Current [A]	41	41	41
冲击电压	Rate Impulse Voltage [KV]	8	8	6

一般参数 Other Data

线径范围	Wire Range [AWG/mm ²]	18~10/0.5~6.0
剥线长度	Stripping length [mm]	/
位数范围	Poles	2P~22P
工作温度	Operating temperature [°C]	-40 ~ +105
螺钉/扭力	Screw / Torque / lbf.in	M4/13
环保要求	RoHS Compliant	YES

4	Nut	C1022	Ni Plated
3	Screw	C1022	Ni Plated
2	Pin header	H62(Y2)	SN Plated
1	Housing	PA66+GF15%	UL94-V0
ITEM	NAME	MATERIAL	NOTES

TYPE CUSTOMER DRAWING 客户图档		PROJECTION		 赋安连电气 FORANY ELECTRIC
DRFT	DATE	UNITS: MM	TITLE BA5-XX-11.0-10	
CHKD	DATE	SCALE: 1:1	DWG NO.	
APPD	DATE	SHEET 1 OF 1		